

BENE 322








REMOTE CONTROLLER OF CENTRAL CONTROL LOCK

Installation manual


System Description

Universal door locks system with 2 remotes for 4 doors. System provide lock and unlock the vehicle doors manually and by remotes, too. Also, open the trunk by remote is possible. When system is connected on foot-brake switch, the automation of central locking is available.

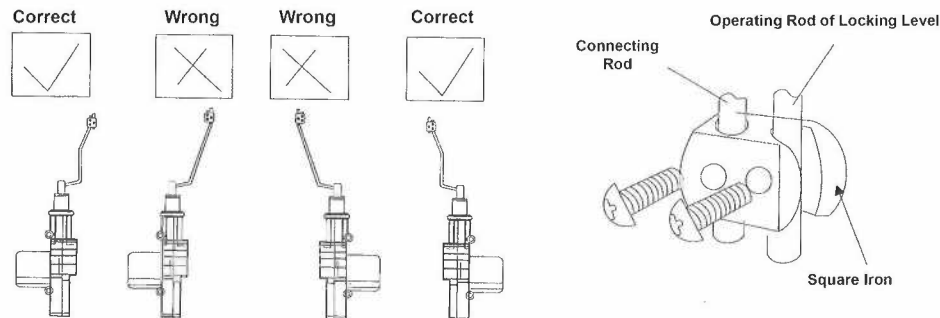
Function

1. When ignition is switched off, press the button  shortly, the vehicle doors will be locked with one flash of lights. Press the button  shortly, the doors will be unlocked with two flash of lights.
2. When ignition is switched on, press the button  shortly, the vehicle doors will be locked without flash of lights. Press the button  shortly, the vehicle doors will be unlocked without flash of lights.
3. Open and close the actuator with five wires manually (by key on doors), the actuator with two wires unlock or lock synchronously.
4. Automation of central locking system: When ignition is switched on and doors are closed, depress the foot brake thrice, central locking system will lock doors to ensure safe drive. When ignition will be switched off, the central locking system will unlock the doors automatically. During drive, press the button , the central locking system will lock doors, press the button , the system will unlock the doors.
5. Press the button  for 2 seconds, the trunk will be released with one flash of lights.

Programming the remote controls

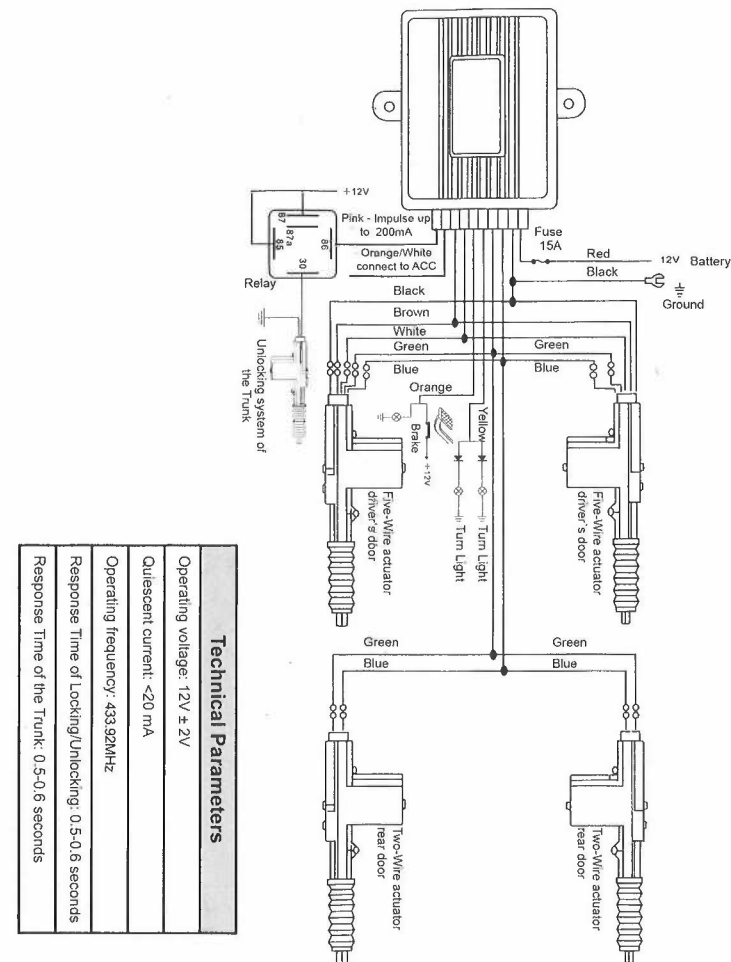
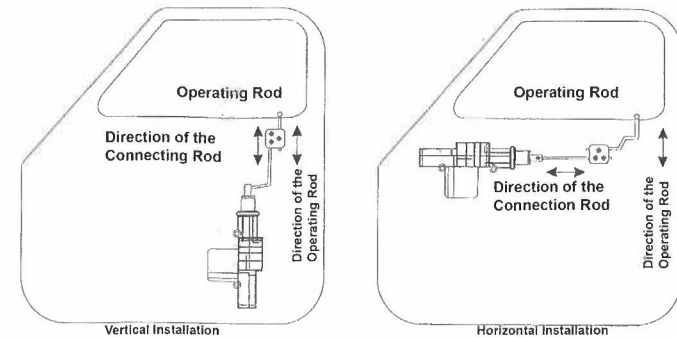
1. Open the control box and press the learning button on the control box for 2 seconds. The lights of vehicle will blink and the doors will lock.
2. Press the button  on remote, after that lights of vehicles will turn off. It is possible to learn up to 4 remotes into the system. Repeat steps above to learn the code of other remote.

Installation Drawing of Connecting Rod



BENE 322

Installation Drawing of Central Control Lock



Technical Parameters
Operating voltage: 12V ± 2V
Quiescent current: <20 mA
Operating frequency: 433.92MHz
Response Time of Locking/Unlocking: 0.5-0.6 seconds
Response Time of the Trunk: 0.5-0.6 seconds

Wiring Scheme of Remote Central Lock